



West Virginia Parkways Authority

REQUEST FOR QUOTATION

The West Virginia Parkways Authority will receive sealed proposals for the following:

**FINGER JOINT EXPANSION JOINT SYSTEM
FOR
BLUESTONE NB, BRIDGE NO. 3010N**

Proposals will be received at the office of the WV Parkways Authority, Beckley South Building, 374 George St, Beckley, WV, until **2:00 PM on Tuesday, April 1, 2025.**

If proposals are mailed via U.S. Postal Service regular mail, they must be addressed to: Attn: Director of Purchasing, WV Parkways Authority, 374 George St, Beckley, WV 25801. Please note that mail is picked up by the Authority once daily between 12:30 and 2:30 PM.

Proposals delivered via Drop-Off, Express Mail One-Day Service, Federal Express (FedEx), United Parcel Service (UPS), or similar services must also be sent to the above address, with attention to Director of Purchasing.

It shall be the bidders' responsibility to determine their method of transmittal such that their bids will arrive in the Authority's office at least 5 minutes prior to the scheduled bid opening. Proposals received in the Authority's office after the scheduled opening will be returned to the bidder unopened. All proposals must be enclosed in a sealed envelope bearing the name and address of the bidder and must be marked "BLUESTONE NB – FINGER JOINT SYSTEM". Fax bids will not be accepted.

Specifications are available at www.wvturnpike.com

The Parkways Authority reserves the right to reject any and/or all proposals. Prospective vendors are responsible for all toll charges incurred while providing goods or services to the West Virginia Parkways Authority.

The WVPA is an Equal Opportunity Employer

INSTRUCTIONS TO VENDORS SUBMITTING BIDS

1.0 REVIEW DOCUMENTS THOROUGHLY: The attached documents contain a solicitation for bids. Please read these instructions and all documents in their entirety. These instructions provide critical information about requirements that if overlooked could lead to disqualification of a Vendor's bid. All bids must be submitted in accordance with the provisions contained in these instructions and the Solicitation. Failure to do so may result in disqualification of such Vendor's bid.

1.1 Questions: All questions must be submitted in writing. Questions regarding this RFQ should be directed to Wesley Vandall, Director of Purchasing, Phone 304 932-0799, fax 304 256-6674 or email: wvandall@wvturnpike.com. Deadline to submit written questions: **Monday, March 24, 2025, by 12pm EST**. Non-written discussions, conversations, or questions and answers regarding this solicitation are preliminary in nature and are nonbinding. Submitted emails should have the proposal solicitation name in the subject line. Only information issued in writing and added to the Solicitation by an official written addendum is binding.

1.2 Registration: Prior to contract award, the apparent successful Vendor must be properly registered with the West Virginia Purchasing Division www.wvoasis.gov, WV Secretary of State, WV State Tax Department, as applicable, and any other entities as necessary. Each of these entities has different fees that may be applicable to their respective registration requirements.

1.3 No Debt Certification: In accordance with West Virginia Code §§ 5A-3-10a and 5-22-1(i), the State is prohibited from awarding a contract to any bidder that owes a debt to the State or a political subdivision of the State. By submitting a bid, or entering into a contract with the State, Vendor is affirming that (1) for construction contracts, the vendor is not in default on any monetary obligation owed to the state or a political subdivision of the state, and (2) for all other contracts, that neither vendor nor any related party owe a debt as defined above and that neither Vendor nor any related party are in employer default as defined in the statute cited above unless the debt or employer default is permitted under the statute.

1.4 Traditional Vendor Preference: Vendors that meet certain requirements are entitled to a price preference when bidding on 1) motor vehicles and 2) construction and maintenance equipment and machinery used in highway and other infrastructure projects. Vendors must request the preference in writing at the time of bid submission and provide (at the time of bid submission) all documentation necessary to prove its entitlement to the preference requested to be eligible. This preference is applied by increasing the bids of other vendors in comparison with the preference recipient.

1.5 Reciprocal Preference: The state of West Virginia applies a reciprocal preference to all solicitations for commodities and printing in accordance with W.Va. Code § 5A-3-37(b). In effect, non-resident vendors receiving a preference in their home states will see that same preference granted to West Virginia resident vendors bidding against them in West Virginia.

In order to receive the reciprocal preference, vendors must identify themselves as a West Virginia vendor, provide (at the time of bid submission) all documentation required by W. Va. CSR § 148-1-6.4.d.1. to prove its status as a resident of West Virginia, and request in writing (at the time of bid submission) that reciprocal preference be applied. The required documentation must include, but is not limited to:

- A. A Certificate of Good Standing from the West Virginia Tax Division;
- B. Documentation filed with the Secretary of State showing the state of incorporation, the address of all officers, the corporate headquarters, the address of the principal place of business, and other pertinent information. Entities not required to file with the Secretary of State may provide an affidavit confirming that the headquarters or principal place of business is in West Virginia, along with a copy of a utility bill in the name of the business entity;
- C. A copy of the most recent personal property tax ticket showing taxes have been paid; and
- D. An affidavit confirming that the business entity has paid all applicable business taxes imposed by Chapter 11 of the West Virginia Code.

1.6 SWAM Preference: A non-resident vendor certified as a small, women owned, or minority-owned (SWAM) business, pursuant to W. Va. Code § 5A-359, shall be provided the same preference made available to any resident vendor. The SWAM rules found in W. Va. § 148 C.S.R. 22-9 further explain that a non-resident SWAM business will receive the highest preference made available to a resident vendor in the solicitation for which the SWAM business has submitted a bid. In order to obtain this preference, however, a non-resident SWAM business must identify itself as such in writing with the bid and must be properly certified under the rules governing certification pursuant in W. Va. § 148 C.S.R. 22-1 et seq.

REQUEST FOR QUOTATION
FINGER JOINT EXPANSION JOINT SYSTEM

The West Virginia Parkways Authority, hereafter “Authority,” is accepting bids for a one (1) complete finger joint Expansion Joint Assembly to replace the existing Abutment Two modular joint on Bridge 3010 Northbound, located at milepost 17.50 along the West Virginia Turnpike.

Scope of Work

The bidder shall be responsible for submitting a quotation for the fabrication of one (1) finger joint assembly only. Joint design has been completed by others and is not the responsibility of the fabricator. Bid price shall include shipping, leveling shims, finger joint expansion joint, shop drawings, parapet expansion sliders, and field technical assistance during installation. **Installation labor, equipment and material shall be by others.**

Specifications

The governing specifications for the finger joint system are:

- The West Virginia Department of Transportation, Division of Highways, Standard Specifications for Roads and Bridges, adopted 2023, as amended by the West Virginia Department of Transportation, Division of Highways 2024 Supplemental Specifications.
- AASHTO LRFD Bridge Design Specifications, 9th Edition, 2020, Sections 3.4.1, 3.6.1.2.5, 3.6.2.1 and 14.5.3.2.

Design Requirements

- The expansion joint and anchor system have been pre-designed by others. Fabricator is not responsible for design of expansion joint or anchor system but shall meet the applicable material specifications and geometric requirements as listed in these plans.
- The teeth shall be aligned in the longitudinal direction of the bridge, zero skew.
- The minimum joint opening at the maximum design temperature, in the longitudinal direction is 1.0 inch in the strength limit state.
- The design shall provide for at least 1.5 inches of tooth overlap in the longitudinal direction at the maximum joint opening at the minimum design temperature in the strength limit state.
- Provide for safe operation of motorcycles by limiting the transverse opening to not exceed 2 inches.

- The finger tooth joint has been designed as a cantilever beam with a factored wheel load applied to the tooth. The factored tooth load includes the dynamic load allowance and a Strength I load factor of 1.75. The minimum thickness of the tooth shall be 2 1/2”.
- Each tooth shall have an end bevel of approximately of 1/4” in 4”.
- The finger joint top surface shall have a minimum 1/16” deep anti-skid profile or be supplied with a bonded anti-skid material. In Lieu of the above anti-skid details, the fabricator has the option of welding anti-skid studs to the top surface. The studs shall be 1/8” in height and approximately 1/2” in diameter. Spacing of studs shall be 1 1/2” Center-Center, both transverse and longitudinal and shall cover all top surfaces.
- The steel finger joint material shall meet the requirements of AASHTO M270, Grade 50 galvanized steel in accordance with ASTM A123. Post-tensioning anchor rods shall meet the requirements of ASTM F1554, Grade 55. Nuts shall meet the requirements of ASTM A563, and washers shall meet the requirements of ASTM F436. Two nuts and two washers shall be supplied with each anchor rod. **Note to joint fabricator: The installation contractor is required to supply all joint anchor materials, to include anchor rods, washers, nuts, and any miscellaneous structural steel required to anchor joint to deck and backwall.**
- The anchor rods shall be designed to meet all AASHTO load requirements. Anchor rods shall be post-tensioned after joint half is installed and leveled.
- The joint minimum total movement capability shall be twelve inches (12”) and is based on LRFD Table 3.12.2.1-1 for cold climates. The applied load factor for displacement is 1.20 in accordance with LRFD Table 3.4.1-1.

Bridge Requirements

The new finger joint expansion joint system shall meet the following geometric requirements.

1. North Abutment – The existing North Abutment modular expansion joint is a Watson Bowman Acme WBA BETA 1800 six seal modular expansion joint. The new finger expansion joint shall be a joint with a minimum total movement capability of twelve (12) inches.
 - West gutterline to East gutterline: 40’-6”
 - West gutterline to centerline of field splice: 17’-3”
 - Centerline field splice to East gutterline: 23’-3”
 - Roadway Cross-Slope: 3/16”/Ft (East/West direction from field splice)
2. Staged construction is required. Work of existing joint removal, joint preparation, joint installation, and field splice shall be performed by others.

3. The vendor supplying the joint shall provide joint halve splicing details in the shop drawings. In addition, the vendor shall supply a technical representative to oversee the joint installation and splice work.
4. As-Built construction plans for Bridge 3010N are available on the WVPA website.

Warranty

The manufacturer's standard warranty shall be supplied for each component of the joint.

Shipping

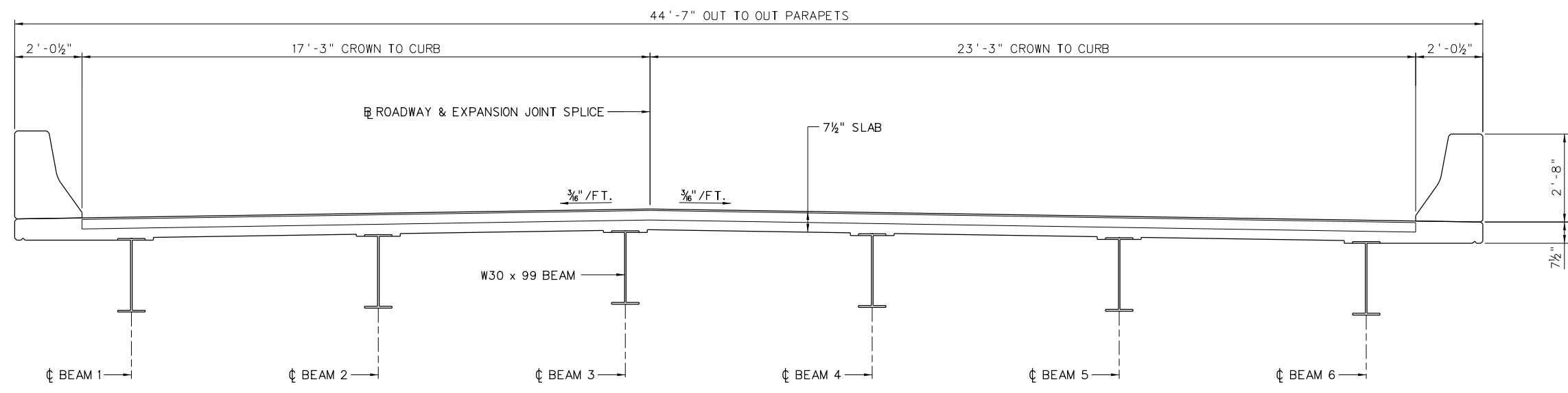
All shipping costs shall be included with vendor's bid price for each joint. All expansion joint components shall be shipped to the Authorities Ghent Maintenance Facility located at Exit 28 along the West Virginia Turnpike.

Other

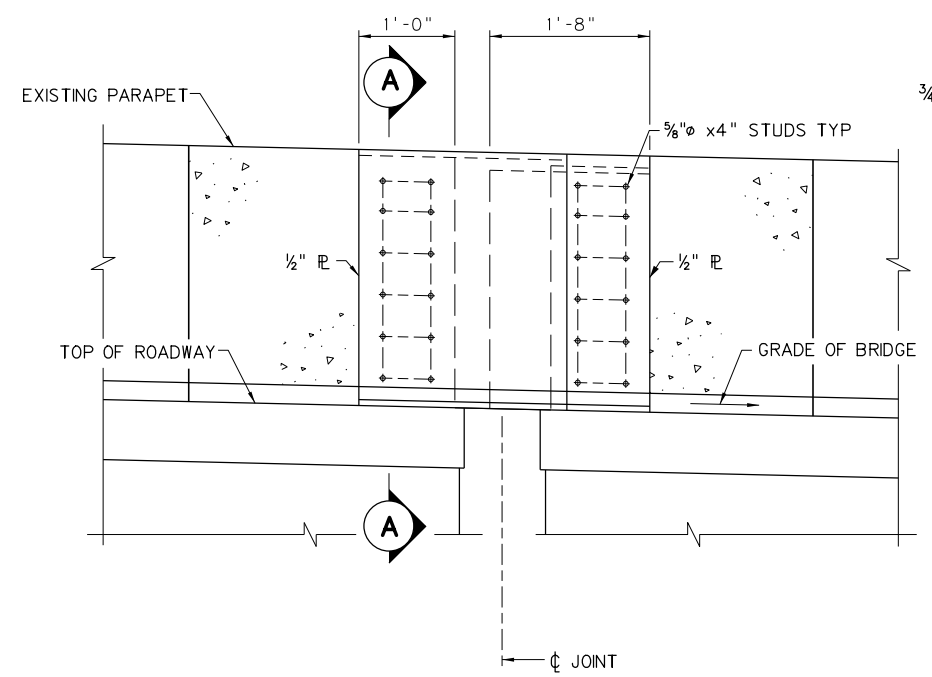
Any and all questions pertaining to these specifications, or this procurement process must be in writing and submitted to:

Wesley Vandall, Director of Purchasing
Fax: 304-256-6674
Email: wvandall@wvturnpike.com
Website: www.wvturnpike.com

| | | | |
|-------------|--------|-----------|--------------|
| Fiscal Year | County | Sheet No. | Total Sheets |
| 2024 | MERCER | | XX |

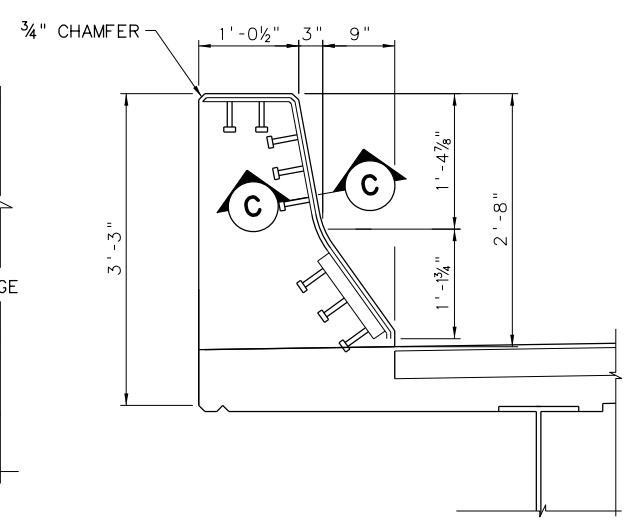


TYPICAL EXISTING SECTION
LOOKING NORTH

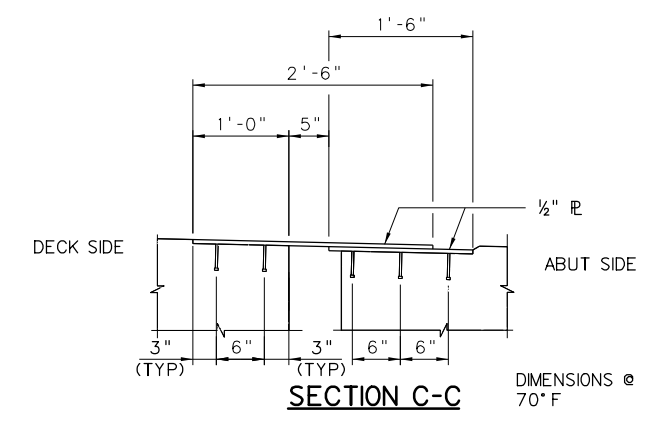


ELEVATION
(LOOKING WEST)

EXPANSION JOINT IN PARAPET
(LEFT PARAPET SHOWN, RIGHT PARAPET SIMILAR)



SECTION A-A



EXPANSION JOINT IN PARAPET AT NORTH ABUT

NOT TO SCALE

| | | | |
|-----------------|--------------|----------|---------|
| DESIGNED | DATE | CHECKED | DATE |
| JLB | 08/24 | LLW | 08/24 |
| DRAWN | DATE | REVIEWED | DATE |
| JRL | 08/24 | PDK | 08/24 |
| REVISION NUMBER | SHEET NUMBER | REVISION | DATE BY |

HNTB HNTB CORPORATION
ENGINEERS ARCHITECTS PLANNERS

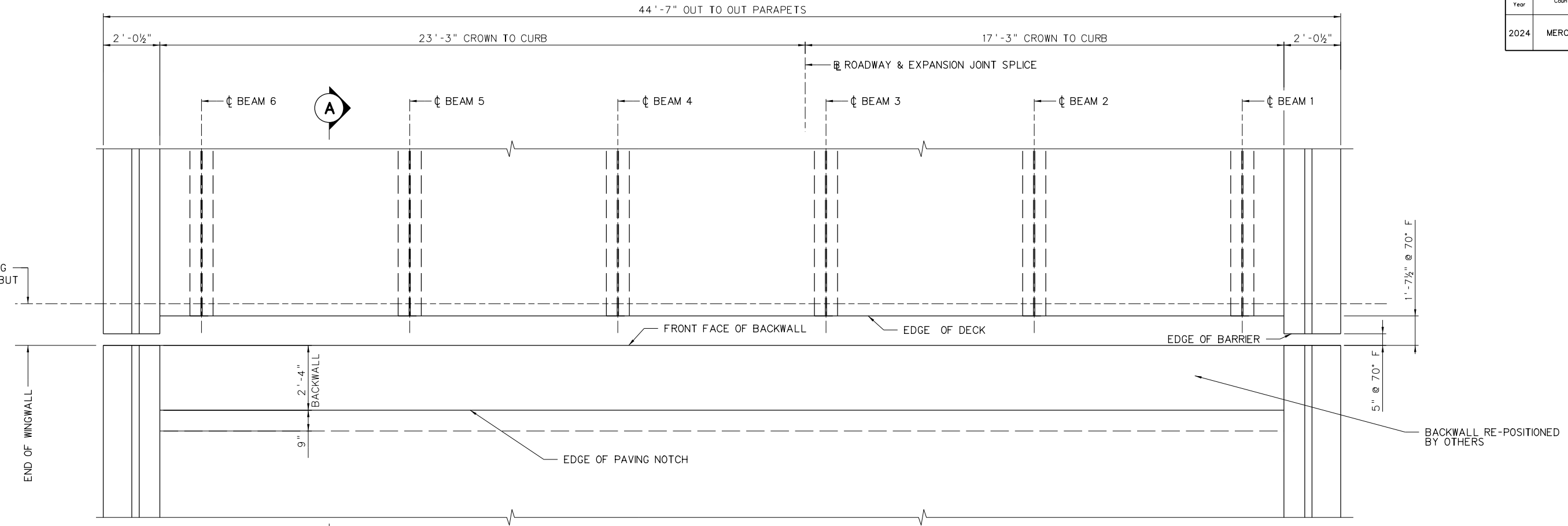
WEST VIRGINIA TURNPIKE
CONTRACT BUR-1-25

NORTH ABUTMENT
EXPANSION JOINT SYSTEM

SHEET
S01 of S03
DESIGN NUMBER
3010N

par:/p:/int/hntb/eng/PSE/ED/Document/Charleston Projects/81092 WVA/BUR-1-25/0800-TECH/PROJ/0810-STR/0815-Final/06-DGN/Sheets/01-str-north-abutment-expansion-joint-system.dgn

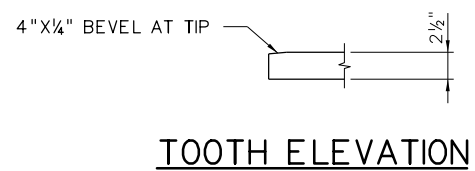
par:/p:/int/hntb/eng/PSE/ED/Document/Charleston Projects/81092 WVA/BUR-1-25/0800-TECH/PROJ/0810-STR/0815-Final/06-DGN/Sheets/01-str-north-abutment-expansion-joint-system.dgn



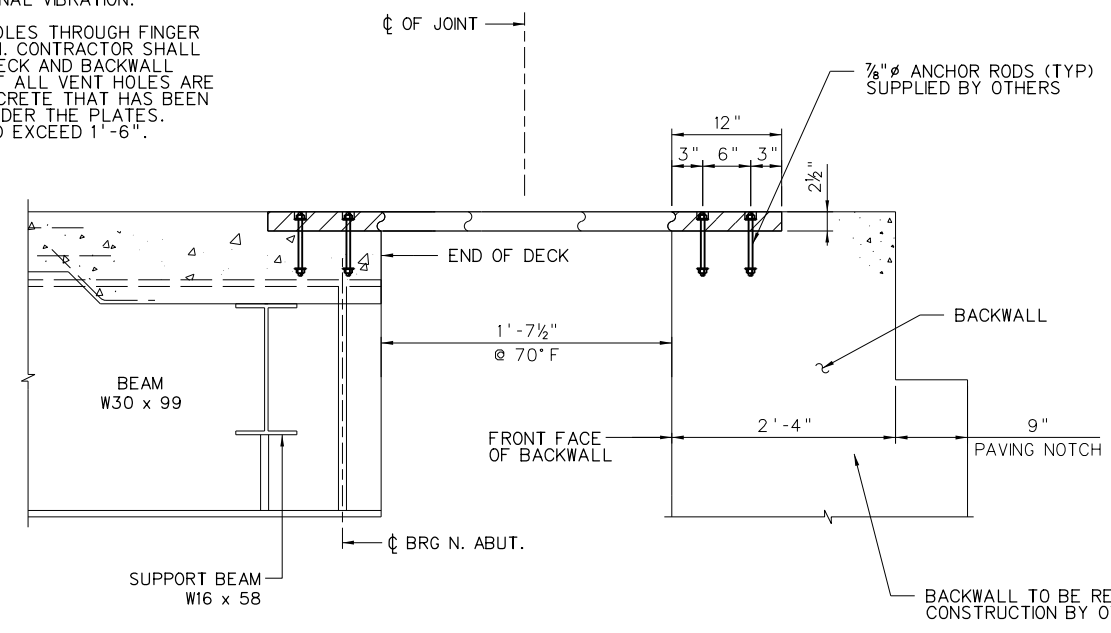
PLAN AT NORTH ABUTMENT

NOTES FOR FIELD CONTRACTOR:

1. CONCRETE SHALL BE FORCED UNDER AND AROUND THE FINGER PLATE SUPPORTING HARDWARE, STUDS, AND BARS. PROPER CONSOLIDATION SHALL BE ACHIEVED BY LOCALIZED INTERNAL VIBRATION.
2. PROVIDE VENT HOLES THROUGH FINGER PLATE AS SHOWN. CONTRACTOR SHALL VERIFY DURING DECK AND BACKWALL PLACEMENT THAT ALL VENT HOLES ARE FILLED WITH CONCRETE THAT HAS BEEN FORCED FROM UNDER THE PLATES. SPALLING NOT TO EXCEED 1'-6".

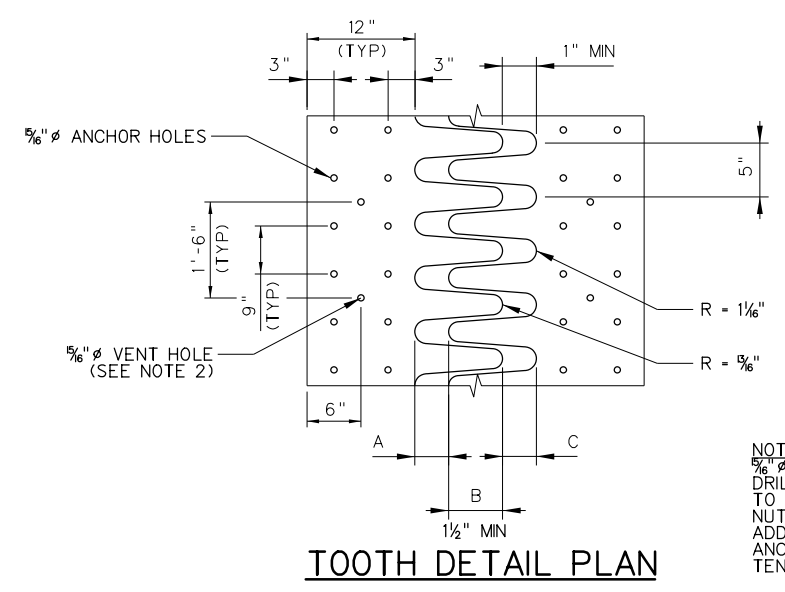


TOOTH ELEVATION



**SECTION A-A
NORTH ABUTMENT
PROPOSED JOINT DETAIL**

| OPENING DUE TO TEMPERATURE CHANGE | | | | |
|-----------------------------------|--------|-----|---------|-----|
| TOTAL MOVEMENT CAPACITY | TEMP | A | B | C |
| 12" | 120° F | 1" | 13 1/2" | 1" |
| | 70° F | 5" | 9 1/2" | 5" |
| | -30° F | 13" | 1 1/2" | 13" |



TOOTH DETAIL PLAN

NOTE TO SUPPLIER:
5/8" Ø ANCHOR HOLES SHALL BE SHOP DRILLED. HOLES SHALL BE COUNTERSUNK TO THE DEPTH OF A 7/8" Ø ASTM A563 NUT INCLUDING ONE WASHER PLUS 1/8" TO ADD ADDITIONAL DEPTH CLEARANCE. ANCHOR RODS SHALL BE POST-TENSIONED BY CONTRACTOR.

NOT TO SCALE

| | | | |
|-----------------|--------------|----------|---------|
| DESIGNED | DATE | CHECKED | DATE |
| JLB | 08/24 | LLW | 08/24 |
| DRAWN | DATE | REVIEWED | DATE |
| JRL | 08/24 | PJK | 08/24 |
| REVISION NUMBER | SHEET NUMBER | REVISION | DATE BY |

HNTB HNTB CORPORATION
ENGINEERS ARCHITECTS PLANNERS

WEST VIRGINIA TURNPIKE
CONTRACT BUR-1-25
**NORTH ABUTMENT
EXPANSION JOINT SYSTEM**

SHEET
S02 OF S03
DESIGN NUMBER
3010N

c:\pwworking\hntb.com\pwworking\Documents\Charleston Projects\81092 WVPA\BJR-1-25\0800-TECH\PROJ\81092 STR-NORTH-ABUTMENT-EXPANSION-JOINT-SYSTEM.dgn

6-0000-2025-1315

Scope of Work

The bidder shall be responsible for submitting a quotation for the fabrication of one (1) finger joint assembly only. Joint design has been completed by others and is not the responsibility of the fabricator. Bid price shall include shipping, leveling shims, finger joint expansion joint, shop drawings, parapet expansion sliders, and field technical assistance during installation. Installation labor, equipment and material shall be by others.

Specifications

The governing specifications for the finger joint system are:

- The West Virginia Department of Transportation, Division of Highways, Standard Specifications for Roads and Bridges, adopted 2023, as amended by the West Virginia Department of Transportation, Division of Highways 2024 Supplemental Specifications.
- AASHTO LRFD Bridge Design Specifications, 9th Edition, 2020, Sections 3.4.1, 3.6.1.2.5, 3.6.2.1 and 14.5.3.2.

Design Requirements

- The expansion joint and anchor system have been pre-designed by others. Fabricator is not responsible for design of expansion joint or anchor system but shall meet the applicable material specifications and geometric requirements as listed in these plans.
- The teeth shall be aligned in the longitudinal direction of the bridge, zero skew.
- The minimum joint opening at the maximum design temperature, in the longitudinal direction is 1.0 inch in the strength limit state.
- The design shall provide for at least 1.5 inches of tooth overlap in the longitudinal direction at the maximum joint opening at the minimum design temperature in the strength limit state.
- Provide for safe operation of motorcycles by limiting the transverse opening to not exceed 2 inches.
- The finger tooth joint has been designed as a cantilever beam with a factored wheel load applied to the tooth. The factored tooth load includes the dynamic load allowance and a Strength I load factor of 1.75. The minimum thickness of the tooth shall be 2 1/2".
- Each tooth shall have an end bevel of approximately of 1/4" in 4".
- The finger joint top surface shall have a minimum 1/16" deep anti-skid profile or be supplied with a bonded anti-skid material. In Lieu of the above anti-skid details, the fabricator has the option of welding anti-skid studs to the top surface. The studs shall be 1/8" in height and approximately 1/2" in diameter. Spacing of studs shall be 1 1/2" Center-Center, both transverse and longitudinal and shall cover all top surfaces.

Design Requirements Continued:

- The steel finger joint material shall meet the requirements of AASHTO M270, Grade 50 galvanized steel in accordance with ASTM A123. Post-tensioning anchor rods shall meet the requirements of ASTM F1554, Grade 55. Nuts shall meet the requirements of ASTM A563, and washers shall meet the requirements of ASTM F436. Two nuts and two washers shall be supplied with each anchor rod. Note to joint fabricator: The installation contractor is required to supply all joint anchor materials, to include anchor rods, washers, nuts and any miscellaneous structural steel required to anchor joint to deck and backwall.
- The anchor rods shall be designed to meet all AASHTO load requirements. Anchor rods shall be post-tensioned after joint half is installed and leveled.
- The joint minimum total movement capability shall be twelve inches (12") and is based on LRFD Table 3.12.2.1-1 for cold climates. The applied load factor for displacement is 1.20 in accordance with LRFD Table 3.4.1-1.

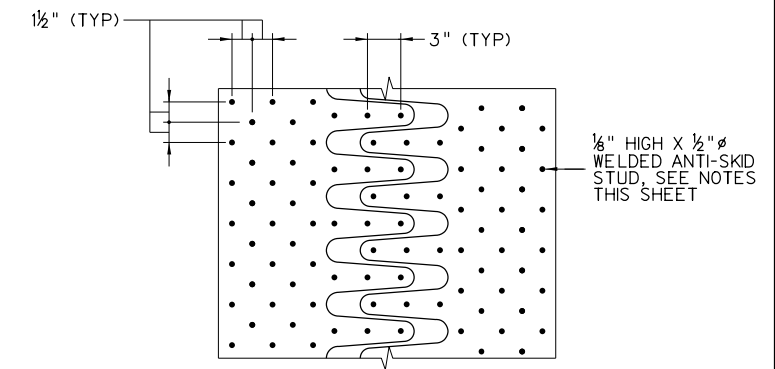
Bridge Requirements

The new finger joint expansion joint system shall meet the following geometric requirements.

- North Abutment** – The existing North Abutment modular expansion joint is a Watson Bowman Acme WBA BETA 1800 six seal modular expansion joint. The new finger expansion joint shall be a joint with a minimum total movement capability of twelve (12) inches.
 - West gutterline to East gutterline: 40'-6"
 - West gutterline to centerline of field splice: 17'-3"
 - Centerline field splice to East gutterline: 23'-3"
 - Roadway Cross-Slope: 3/16"/Ft (East/West direction from field splice)
- Staged construction is required. Work of existing joint removal, joint preparation, joint installation and field splice shall be performed by others.
- The vendor supplying the joint shall provide joint halve splicing details in the shop drawings. In addition, the vendor shall supply a technical representative to oversee the joint installation and splice work.
- As-Built construction plans for Bridge 3010N are available on the WVPA website.

Warranty

The manufacturer's standard warranty shall be supplied for each component of the joint.



ALTERNATE ANTI-SKID DETAIL

| | | | |
|-----------------|--------------|----------|---------|
| DESIGNED | DATE | CHECKED | DATE |
| JHB | 08/24 | LLW | 08/24 |
| DRAWN | DATE | REVIEWED | DATE |
| JRL | 08/24 | PDK | 08/24 |
| REVISION NUMBER | SHEET NUMBER | REVISION | DATE BY |

HNTB
HNTB CORPORATION
ENGINEERS ARCHITECTS PLANNERS

WEST VIRGINIA TURNPIKE
CONTRACT BJR-1-25

NORTH ABUTMENT
EXPANSION JOINT SYSTEM

SHEET
S03 of S03
DESIGN NUMBER
3010N

p:\p\int\hntb\wgpa\pse\dw\Documents\Charleston Projects\81092 WVPA\BJR-1-25\0800-TECH\PROJ\810N_STR\0815_Final\06_DGN\Sheets\03_str_mor_th_abutment_RFQ.mxd.dgn
 6/24/2024 1:15

Attachment A
BID SUBMISSION PAGE

FINGER JOINT EXPANSION JOINT SYSTEM

BID OPENING: 4/1/25 2:00 PM

TOTAL COST _____

***All freight charges are to be included in cost of unit**

SUBMITTED BY:

COMPANY NAME _____

ADDRESS _____

PHONE NUMBER _____

EMAIL ADDRESS _____

COMPANY CONTACT _____

SIGNATURE _____

VENDOR REGISTRATION NUMBER _____

www.wvoasis.gov

**GENERAL TERMS & CONDITIONS
REQUEST FOR QUOTATION (RFQ) AND REQUEST FOR PROPOSAL (RFP)**

1. Awards will be made in the best interest of the State of West Virginia.
2. The Authority may accept or reject in part, or in whole, any bid.
3. All quotations are governed by the West Virginia Code and the Legislative Rules of the Purchasing Division.
4. Prior to any award, the apparent successful vendor must be properly registered with the Purchasing Division and have paid the required \$125.00 registration fee.
5. Payment may only be made after the delivery and acceptance of goods or services.
6. Interest may be paid for late payment in accordance with the West Virginia Code.
7. Vendor preference will be granted upon written request in accordance with the West Virginia Code.
8. The State of West Virginia is exempt from federal and state taxes and will not pay or reimburse such taxes.
9. The Director of Purchasing may cancel any Purchase Order/Contract upon 30 days written notice to the seller.
10. The laws of the State of West Virginia and the Legislative Rules shall govern all rights and duties under the Contract, including without limitation the validity of this Purchase Order/Contract.
11. Any reference to automatic renewal is hereby deleted. The Contract may be renewed only upon mutual written agreement of the parties.
12. BANKRUPTCY: In the event the vendor/contractor files for bankruptcy protection, this Contract may be deemed null and void, and terminated without further order.
13. HIPAA Business Associate Addendum - The West Virginia State Government HIPAA Business Associate Addendum (BAA), approved by the Attorney General, and available online at the Purchasing Division's web site (<http://www.state.wv.us/admin/purchase/vrc/hipaa.htm>) is hereby made part of the agreement. Provided that, the Agency meets the definition of a Covered Entity (45 CFR §160.103) and will be disclosing Protected Health Information (45 CFR §160.103) to the vendor.

INSTRUCTIONS TO BIDDERS

1. Use the quotation forms provided by the Authority.
2. SPECIFICATIONS: Items offered must be in compliance with the specifications. Any deviation from the specifications must be clearly indicated by the bidder. Alternates offered by the bidder as EQUAL to the specifications must be clearly defined. A bidder offering an alternate should attach complete specifications and literature to the bid. The Purchasing Director may waive minor deviations to specifications. Complete all sections of the quotation form.
3. Unit prices shall prevail in cases of discrepancy.
4. All quotations are considered F.O.B. destination unless alternate shipping terms are clearly identified in the quotation.
5. BID SUBMISSION: All quotations must be delivered by the bidder to the office listed below prior to the date and time of the bid opening. Failure of the bidder to deliver the quotations on time will result in bid disqualifications.

SIGNED BID TO:
ATTN: DIRECTOR OF PURCHASING
WV PARKWAYS AUTHORITY
374 GEORGE ST,
BECKLEY, WV 25801
Rev. 9/25/07

STATE AGENCY: WEST VIRGINIA PARKWAYS AUTHORITY
VENDOR:
COMMODITY:

AGREEMENT ADDENDUM

In the event of conflict between this addendum and the agreement, this addendum shall control:

1. **DISPUTES** – Any references in the agreement to arbitration or to the jurisdiction of any court are hereby deleted
2. **HOLD HARMLESS** - Any provision requiring the Agency to indemnify or hold harmless any party is hereby deleted in its entirety
3. **GOVERNING LAW** – The agreement shall be governed by the laws of the State of West Virginia. This provision replaces any references to any other State’s governing law.
4. **TAXES** - Provisions in the agreement requiring the Agency to pay taxes are deleted. As a State entity, the Agency is exempt from Federal, State, and local taxes and will not pay taxes for any Vendor including individuals, nor will the Agency file any tax returns or reports on behalf of Vendor or any other party.
5. **PAYMENT** – Payments for goods/services will be made in arrears only upon receipt of a proper invoice, detailing the goods/services provided or receipt of the goods/services, whichever is later. Notwithstanding the foregoing, payments for software licenses, subscriptions, or maintenance may be paid annually in advance.
6. **INTEREST** – Any provision for interest or charges on late payments is deleted. The Agency has no statutory authority to pay interest or late fees.
7. **NO WAIVER** – Any language in the agreement requiring the Agency to waive any rights, claims or defenses is hereby deleted.
8. **FISCAL YEAR FUNDING** – Service performed under the agreement may be continued in succeeding fiscal years for the term of the agreement, contingent upon funds being appropriated by the Legislature or otherwise being available for this service. In the event funds are not appropriated or otherwise available for this service, the agreement shall terminate without penalty on June 30. After that date, the agreement becomes of no effect and is null and void. However, the Agency agrees to use its best efforts to have the amounts contemplated under the agreement included in its budget. Non-appropriation or non-funding shall not be considered an event of default.
9. **STATUTE OF LIMITATION** – Any clauses limiting the time in which the Agency may bring suit against the Vendor, lessor, or individual, or any other party are deleted.
10. **SIMILAR SERVICES** – Any provisions limiting the Agency’s right to obtain similar services or equipment in the event of default of non-funding during the term of the agreement are hereby deleted.
11. **FEES OR COSTS** – The Agency recognizes an obligation to pay attorney’s fees or costs only when assessed by a court of competent jurisdiction. Any other provision is invalid and considered null and void.
12. **ASSIGNMENT** – Notwithstanding any clause to the contrary, the Agency reserves the right to assign the agreement to another State of West Virginia agency, board or commission upon thirty (30) days written notice to the Vendor and Vendor shall obtain the written consent of Agency prior to assigning the agreement.
13. **LIMITATION OF LIABILITY** – The Agency, as a State entity, cannot agree to assume the potential liability of a Vendor. Accordingly, any provision limiting the Vendor’s liability for direct damages to a certain dollar amount or to the amount of the agreement is hereby deleted. Limitations on special, incidental or consequential damages are acceptable. In addition, any limitation is null and void to the extent that it precludes any action for injury to persons or for damages to personal property.
14. **RIGHT TO TERMINATE** – Agency shall have the right to terminate the agreement upon thirty (30) days written notice to Vendor. Agency agrees to pay Vendor for services rendered or goods received prior to the effective date of termination.
15. **TERMINATION CHARGES** – Any provision requiring the Agency to pay a fixed amount or liquidated damages upon termination of the agreement is hereby deleted. The Agency may only agree to reimburse a Vendor for actual costs incurred or losses sustained during the current fiscal year due to wrongful termination by the Agency prior to the end of any current agreement term.
16. **RENEWAL** – Any reference to automatic renewal is deleted. The agreement may be renewed only upon mutual written agreement of the parties.
17. **INSURANCE** – Any provision requiring the Agency to purchase insurance for Vendor’s property is deleted. The State of West Virginia is insured through the Board of Risk and Insurance Management, and will provide a certificate of property insurance upon request.
18. **RIGHT TO NOTICE** – Any provision for repossession or equipment without notice is hereby deleted. However, the Agency does recognize a right of repossession with notice.
19. **ACCELERATION** – Any reference to acceleration of payments in the event of default or non-funding is hereby deleted.
20. **CONFIDENTIALITY** – Any provision regarding confidentiality of the terms and conditions of the agreement is hereby deleted. State contracts are public records under the West Virginia Freedom of Information Act.
21. **AMENDMENTS** – All amendments, modifications, alterations or changes to the agreement shall be in writing and signed by both parties. No amendment, modification, alteration or change may be made to this addendum without express written approval of the Purchasing Division and the Attorney General.

ACCEPTED BY:

WEST VIRGINIA PARKWAYS AUTHORITY,
an agency of the State of West Virginia

Signed: _____

Title: _____

Date: _____

VENDOR

Company Name: _____

Signed: _____

Title: _____

Date: _____